




Upper Township Primary School
2016-2017

09-5340-055
CAPE MAY
UPPER TWP
130 OLD TUCKAHOE RD
MARMORA, NJ 08223

The **2016-17 School Performance Reports** are designed to share school and district information collected by the New Jersey Department of Education directly with parents, educators, and communities. The Department believes that the greatest potential to improve school performance and student outcomes is through parents, educators, and community members working together. These reports seek to make that process easier by providing information that can help people to:

- **Learn more:** The School Performance Reports contain a wealth of data, going far beyond a school's test scores to include information about the staff working in a school, student discipline rates, and the sports and clubs offered.
- **Ask questions:** These reports can help start a conversation, but they cannot answer all the questions you might have about schools in your community. Use the contact information provided to engage with faculty and administrators at your schools to ask about the data you see in these reports.
- **Get involved:** Schools need help from parents and communities to help students succeed. Contact your school to find out about school board meetings or parent and community groups.

Navigating through the reports:

- Download this report to a PDF by clicking the  icon at the top of the page.
- Search for specific text or words in these reports by using the search box at the top of the page.
- The menu bar at the top of the page or the table of contents at the left of the screen can be used to move between sections of the report.
- The arrow buttons at the top left of the screen can be used to move between pages of the report.

Other Resources:

- Review the [Parent Summary Report](#) for this school.
- For more detailed information about the data in these reports, where it comes from, and how to use it: [Reference Guide](#) or [Interpretive Video](#).
- Want to give us feedback? Take our feedback survey: [surveylink](#)
- Questions about the reports? Contact us at reportcard@doe.state.nj.us



Upper Township Primary School 2016-2017

09-5340-055
CAPE MAY
UPPER TWP
130 OLD TUCKAHOE RD
MARMORA, NJ 08223

Enrollment Trends by Grade

This table shows the number of students enrolled by grade for the past three school years. Ungraded students are students who are "on roll" but are educated in ungraded classrooms.

Grade	2014-15	2015-16	2016-17
PK	41	50	50
KG	150	125	135
1	143	157	137
2	131	154	155
3	0	0	0
4	0	0	0
5	0	0	0
6	0	0	0
7	0	0	0
8	0	0	0
9	0	0	0
10	0	0	0
11	0	0	0
12	0	0	0
Ungraded	15	10	7
Total	480	496	484

PreK and K - Full Day and Half Day

This table shows the full day and half day enrollment for Pre-Kindergarten (PK) and Kindergarten (KG) students in this school.

Grade	2014-15	2015-16	2016-17
PK - Half Day	0	0	0
PK - Full Day	46	50	50
KG - Half Day	0	0	0
KG - Full Day	153	125	135

Enrollment Trends by Student Group

This table shows the percentage of students by student group for the past three school years. Data for some student groups was not available before 2016-17.

Student Group	2014-15	2015-16	2016-17
Female	47%	43%	48%
Male	53%	57%	52%
Economically Disadvantaged Students	11%	15%	14%
Students with Disabilities	14%	21%	18%
English Learners	0%	1%	1%
Homeless Students			0%
Students in Foster Care			0%
Military-Connected Students			0%
Migrant Students			0%

Enrollment by Racial and Ethnic Group

This table shows the percentage of students by racial and ethnic group.

Racial and Ethnic Group	% of Students
White	93.8%
Hispanic	2.7%
Asian	0.6%
Native Hawaiian or Pacific Islander	0.4%
Black or African American	0.2%
American Indian or Alaska Native	0.0%
Two or More Races	2.3%

Enrollment by Home Language

This table shows the percentage of students by primary home language. Only the top 5 languages with at least 1% of students are shown. All other students are included in Other Languages.

Home Language	% of Students
English	99.0%
Spanish	1.0%



Upper Township Primary School 2016-2017

09-5340-055
CAPE MAY
UPPER TWP
130 OLD TUCKAHOE RD
MARMORA, NJ 08223

This section shows information about student absences which provides important information about a school's culture and climate. In addition, research shows that student absences impact a child's ability to succeed in school. The New Jersey Department of Education selected chronic absenteeism as its measure of school quality and student success for the *ESSA* accountability plan. **Chronic absenteeism** is defined as being absent for 10% or more of the days enrolled during the school year. A student who is not present for any reason, excused, unexcused or for disciplinary action, is considered absent unless permitted by statute or regulation.

Chronic Absenteeism

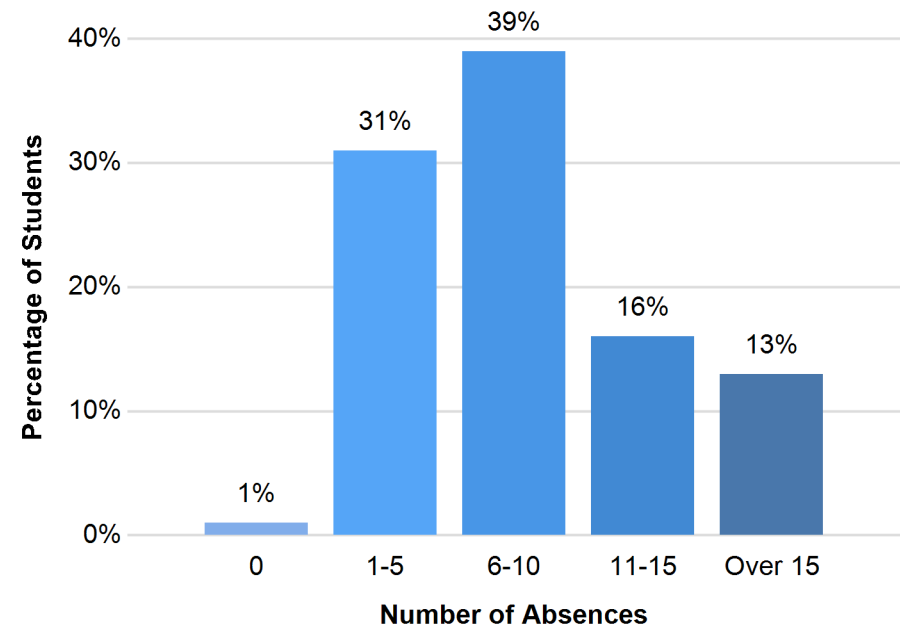
This table shows the percentage of students in grades K-12 in the school and each student group who were chronically absent. This table also shows whether the school and each student group met the *ESSA* accountability targets for 2016-17.

Student Group	% Chronically Absent	2016-17 Target	Met 2016-17 Target
Schoolwide	9.00	9.80	Met Target
White	9.30	9.80	Met Target
Hispanic	N	**	**
Black or African American	N	**	**
Asian, Native Hawaiian, or Pacific Islander	N	**	**
American Indian or Alaska Native	N	**	**
Two or More Races	N	**	**
Economically Disadvantaged Students	25.80	9.80	Not Met
Students with Disabilities	12.30	9.80	Not Met
English Learners	N	**	**

** ESSA accountability targets are only included if data is available for at least 20 students.

Days Absent

The graph displays the percentage of K-12 students schoolwide by the number of days they were absent during the school year. An absence is defined as being 'not present' and includes both excused and unexcused absences.



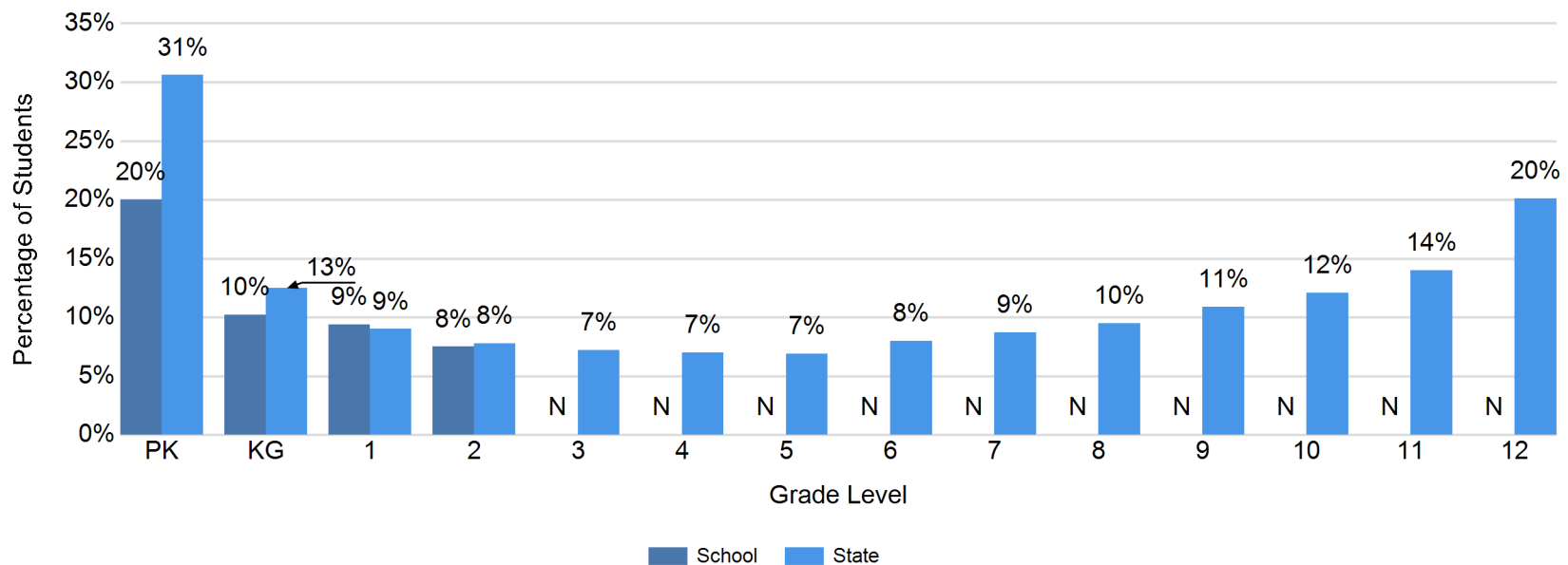


**Upper Township Primary School
2016-2017**

09-5340-055
CAPE MAY
UPPER TWP
130 OLD TUCKAHOE RD
MARMORA, NJ 08223

Chronic Absenteeism by Grade

This graph shows the percentage of students in the school and across the state who were chronically absent for each grade level. **Chronic absenteeism** is defined as being absent for 10% or more of the days enrolled during the school year. A student who is not present for any reason, excused, unexcused or for disciplinary action, is considered absent unless permitted by statute or regulation.





Upper Township Primary School 2016-2017

09-5340-055
CAPE MAY
UPPER TWP
130 OLD TUCKAHOE RD
MARMORA, NJ 08223

School Day

This table shows the start and end times and length of school day for a typical student at this school. **Instructional time** is the amount of time that a typical student was engaged in instructional activities under the supervision of a certified teacher.

Category	School
Typical Start Time	9:30AM
Typical End Time	3:45PM
Length of School Day	6 Hrs 15 Mins
Full Time - Instructional Time	6 Hrs. 0 Mins.
Shared Time - Instructional Time	*

Violence, Vandalism, HIB, and Substance Offenses

This table shows the number of incidents reported by type. A single incident may be counted under multiple incident types. The total unique incidents provides a non-duplicated count of incidents. The final row shows a rate of incidents for every 100 students enrolled in the school.

Incident Type	Number of Incidents
Violence	3
Vandalism	0
Weapons	1
Substances	0
Harassment, Intimidation, Bullying (HIB)	0
Total Unique Incidents	3
Incidents Per 100 Students Enrolled	0.62

Student Suspension Rate

This table shows the percentage of students who received one or more in-school suspensions, one or more out-of-school suspensions, and one or more suspensions of any type during the school year. Students receiving both in-school and out-of-school suspensions will be counted in all rows of the table. Students who received more than one suspension are counted only one time in each category below.

Suspension Types	% of Students
In-School Suspensions	0.0%
Out-of-School Suspensions	0.6%
Any Suspension	0.6%

Student Expulsions

This table shows the number of students who were expelled from the school during the school year. An expulsion is when a student is removed from a school and does not receive any further educational services during the school year.

Category	Number of Students
Expulsions	0



**Upper Township Primary School
2016-2017**

**09-5340-055
CAPE MAY
UPPER TWP
130 OLD TUCKAHOE RD
MARMORA, NJ 08223**

Per-Pupil Expenditures (District Level)

This table shows the total current expenses for regular and special education students taught within the district's schools. It includes expenditures for instruction, support services, administration, operations and maintenance, extra-curricular activities, and community service. More information about district and charter school spending can be found using districts' [User Friendly Budgets](#), or the NJDOE Finance [District Report Search](#) of the Comprehensive Annual Financial Reports (CAFRs) and Auditor's Management Reports (AMRs).

Per-Pupil Expenditures	Federal	State/ Local	Total
District Total	\$521	\$14,211	\$14,732



**Upper Township Primary School
2016-2017**

09-5340-055
CAPE MAY
UPPER TWP
130 OLD TUCKAHOE RD
MARMORA, NJ 08223

This section contains information about staff that are assigned to the school and district. Here is an explanation of some of the **key terms used in the staff section**:

Faculty: All classroom teachers and educational support services personnel (such as Librarians, Nurses, Counselors, and Child Study Team members)

Teachers: All classroom teachers

Administrators: Principals, assistant principals, supervisors, coordinators, directors, and other central-office administrators, as well as superintendents and other district-level administrators

Full-Time Equivalent: In calculations, staff members are weighted based on the percentage of their time that they are assigned to a school or district. For example – a teacher assigned to a school half time would be weighted 50% in calculations, but a teacher assigned to a school full time would be weighted 100% in calculations.

Teachers – Experience and Certifications

This table shows information about experience and certifications for teachers assigned to this school and across the state.

Category	Teachers in Schools	Teachers in State
Total Number of teachers	44	121,048
Average years experience in public schools	13.2	11.8
Average years experience in district	12.4	10.5
Teachers in district for 4 or more years	66%	74%

Administrators – Experience (District Level)

This table shows information about experience for administrators assigned to this district and across the state.

Category	Admin. in District	Admin. in State
Total Number of administrators	8	9,533
Average years experience in public schools	11.8	15.9
Average years experience in district	10.5	11.6
Administrators in district for 4 or more years	75%	74%

Student to Staff Ratios

This table shows the number of students per staff member in the school and district. Ratios for librarians, nurses, counselors, and child study team members are only reported at the district level because many staff in these jobs are assigned only to the district and not to individual schools.

Staff Type	School Students: Staff	District Students: Staff
Teachers	11:1	11:1
Administrators	484:1	178:1
Librarian/Media Specialists		710:1
Nurses		473:1
Counselors		473:1
Child Study Team		284:1



Upper Township Primary School
2016-2017

09-5340-055
CAPE MAY
UPPER TWP
130 OLD TUCKAHOE RD
MARMORA, NJ 08223

This section contains information about staff that are assigned to the school and district. Here is an explanation of some of the **key terms used in the staff section**:

Faculty: All classroom teachers and educational support services personnel (such as Librarians, Nurses, Counselors, and Child Study Team members)

Teachers: All classroom teachers

Administrators: Principals, assistant principals, supervisors, coordinators, directors, and other central-office administrators, as well as superintendents and other district-level administrators

Full-Time Equivalent: In calculations, staff members are weighted based on the percentage of their time that they are assigned to a school or district. For example – a teacher assigned to a school half time would be weighted 50% in calculations, but a teacher assigned to a school full time would be weighted 100% in calculations.

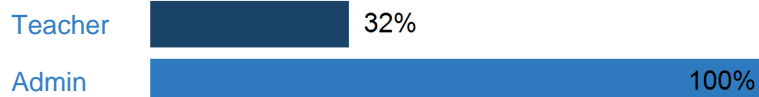
Teachers and Administrators - Level of Education

This chart shows the highest level of education attained by the teachers and administrators at this school. The Bachelor's category may include other degrees/certificates such as a Specialist's degree. Administrators are required to have a Master's degree or higher.

Bachelor's Degree



Master's Degree



Doctoral Degree



Teachers and Administrators - One-Year Retention (District Level)

This table shows the percentage of teachers and administrators assigned to the district in 2015-16 that were still assigned to the district in 2016-17. Staff who are not retained may have changed districts or no longer work for the state (including retirements).

Job Type	District	State
2015-16 Teachers: Same district 2016-17	93%	89%
2015-16 Administrators: Same district 2016-17	100%	88%

Faculty Attendance

This table shows the percentage of days that school faculty members were present during the school year. Approved professional days, personal days, staff training days, bereavement days, jury duty, and absences due to extended illness are not counted against days present, and faculty members on long-term leave or disability are excluded from this calculation.

School Year	% Days Present
2016-17	100%



**Upper Township Primary School
2016-2017**




09-5340-055
CAPE MAY
UPPER TWP
130 OLD TUCKAHOE RD
MARMORA, NJ 08223

School General Info

Principal:	Mr. Gillespie	Email Address:	gillespie@upperschools.org
Address:	130 OLD TUCKAHOE RD MARMORA, NJ 08223	Website:	www.upperschools.org
Phone:	(609)628-3500	Facebook:	https://www.facebook.com/uppertownshipprimaryschool/
		Twitter:	https://twitter.com/utsdnews?scrlybrkr=208607af

School Narrative

This section allows schools and districts to share highlights, achievements, and other important information about programs, activities, and services that are offered in their own words. If there are questions about the information provided in the narrative section, please contact your school directly.

 Highlights:	<ul style="list-style-type: none"> • Rigorous standards-based curricula including Gifted and Talented and STEAM. • 1:1 iPads, Laptop carts, Smartboards. • Butterfly Gardens and Grade-Level Performances.
 Mission, Vision, Theme:	To prepare all learners for 21st Century challenges via comprehensive curricular and instructional programs, aligned with Common Core Curriculum Standards, and to create an academic infrastructure which fosters and nurtures a love of learning; enabling each stakeholder to actualize his/her individual potential.
 Awards, Recognition, Accomplishments:	NJ Green School.



**Upper Township Primary School
2016-2017**

**09-5340-055
CAPE MAY
UPPER TWP
130 OLD TUCKAHOE RD
MARMORA, NJ 08223**

School Narrative

This section allows schools and districts to share highlights, achievements, and other important information about programs, activities, and services that are offered in their own words. If there are questions about the information provided in the narrative section, please contact your school directly.



Courses, Curriculum, Instruction:

Standards-Based Curricula in all content areas, Gifted and Talented Programming, On-line access to all textbooks, classrooms, and supplemental resources, Wide variety of programs and resources for all at-risk students.



Before and After School Programs:

Extra help/tutoring services available based upon individual student need/teacher availability, KEYS Program.







**Upper Township Primary School
2016-2017**

**09-5340-055
CAPE MAY
UPPER TWP
130 OLD TUCKAHOE RD
MARMORA, NJ 08223**

School Narrative

This section allows schools and districts to share highlights, achievements, and other important information about programs, activities, and services that are offered in their own words. If there are questions about the information provided in the narrative section, please contact your school directly.

 <p>Staff and Professional Learning:</p>	<p>Weekly PLC Meetings, Monthly Vertical Articulation Sessions, ½ Day and Full Day In-Services, ETTC PD Opportunities, PD Training via Public School Works.</p>
 <p>Student Supports and Services:</p>	<p>Mandated Services as defined via IEP/504/Basic Skills/I&RS/ESL, Intervention periods, Aimsweb Plus, LLI, Foundations, Just Words, Wilson.</p>
 <p>Student Health and Wellness:</p>	<p>Breakfast Program, Health and Wellness Curricula and Committee, Physical Fitness Challenges, and BForce Program.</p>
 <p>Parent and Community Involvement:</p>	<p>UTPTO, KEYS, Genesis Parent Portal, Blackboard Connect, UT Green Team, Site-Based Committee, Special Education Parent Advisory Group, School Choice Program, Title 1 Parent Group, and School Safety Team.</p>



**Upper Township Primary School
2016-2017**

**09-5340-055
CAPE MAY
UPPER TWP
130 OLD TUCKAHOE RD
MARMORA, NJ 08223**

School Narrative

This section allows schools and districts to share highlights, achievements, and other important information about programs, activities, and services that are offered in their own words. If there are questions about the information provided in the narrative section, please contact your school directly.



Climate Surveys:

Is a Climate Survey Used: Yes; Who is surveyed: Students, Parents, Administrators, Teachers

Annual survey of all stakeholders on all facets of our educational system and relationship with our Township Committee.



Facilities:

New Fire, Security and Alarm Systems, New doors and windows, Upgraded network infrastructure, Installation of Solar System, New HVAC, High Efficiency lighting/heating controls.